


LIGHTBARS

Cenator™



The all-new Cenator™ series is innovative and fully customisable, with options for a unique centre speaker, Traffic Advisor and illuminated centre sign. This is a much brighter, low-profile, economical lightbar, that benefits from Whelen's new BroadBand Blue™ technology- delivering higher intensity, larger optical images and producing a more consistent colour.

Key Features

- Available in SOLO™, DUO™ and TRIO™ Linear Super-LED® models.
- Advanced Thermal Design improves LED performance during use.
- Extruded aluminium platform for strength and durability.
- Multiple Scan-Lock™ flash patterns.
- Optional Traffic Advisor, illuminated centre sign and speaker.
- Hard-coated domes minimize environmental damage.
- BroadBand Blue™ delivers a higher intensity and more consistent colour.
- Clear or smoked outer domes with optional colour tops.
- Light head modules mount in any position.
- New mounting foot design for easy installation.
- Standard lengths: 24" (610mm), 36" (920mm), 42" (1070mm), 48" (1220mm), 54" (1370mm), 66" (1680mm) and 72" (1830mm).

Colour



Voltage



Voltage



WeCan



Warranty

SOLO™



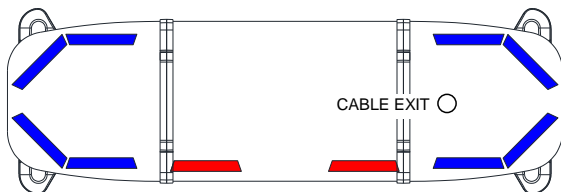
DUO™



TRIO™

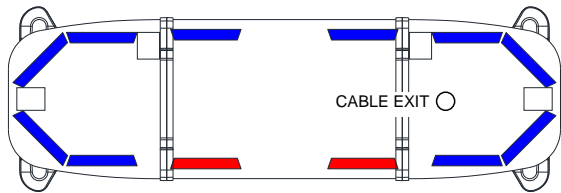


Standard Lightbar Layouts:



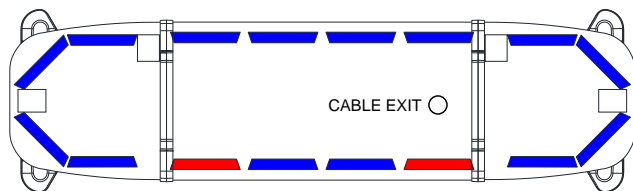
42" Low specification GP lightbar

LIN6 Corners, CON3 inboard LEDs



42" High specification GP/traffic lightbar

Includes take-downs and alley lights.
LIN6 Corners, CON3/LIN6 inboard LEDs



48" High specification traffic lightbar

Fully populated, includes take-downs and alley lights.
LIN6/6+ Corners, LIN6/6+ inboard LEDs

Other models are available, please enquire.

Dimensions

